

Specifications



Cooling Fan

- Single and dual speed motors
- Single and three-phase motors
- 50/60 Hz
- NEMA 56 C face motor
- Hot dip galvanized guard
- High performance, three foil aluminum blade
- Heavy duty, two blade design available
- Low sound level
- Separable cord connector standard
- Stainless steel T-Bolt sets for mounting



Quickbox™

In addition, ZTC cooling fans are available with exclusive Quickbox connections.

Exclusive Quickbox from ZTC:

- Decreases fan wiring labor
- Reduces number of connections needed
- Increases reliability through factory testing
- Features easy, one-bolt mounting
- Available in single- and three-phase designs
- Split load boxes are also available for two-stage "hi-low" single and three phase
- Ground makes first connection before other connections
- Use of Quickbox and Home Run cords together allows quick and reliable field installations
- Standard 6 ft. long Home Run cable accessories with optional lengths also available
- Fan cords and receptacles are 14 gauge
- Home run cords are 12 gauge




Zenith Conventional Cord Assemblies

- Standard length is 6 ft. with optional 10 ft. available
- Cords are #14 SOOW

T-Bolts

- TBS-17 - Fits 15 and 16 inch wide radiator panels
- TBS-22 - Fits 520 mm wide radiator panels



For more information, please contact ZTC by phone: (262) 522-7624, or email: ztcsales@gmail.com

Zenith Transformer Components, LLC
1319 Poplar Drive
Waukesha, WI 53188
Phone: (262) 522-7624
Fax: (262) 522-7627
email: ztcsales@gmail.com
www.zenithgroupusa.com



Zenith Transformer Cooling Fans

Tested and Proven

Don't let our competitors fan you with a lot of hot air! Only transformer cooling fans from Zenith Transformer Components, LLC, have been tested by an independent laboratory to show ZTC fans clearly perform better than the leading competitors.

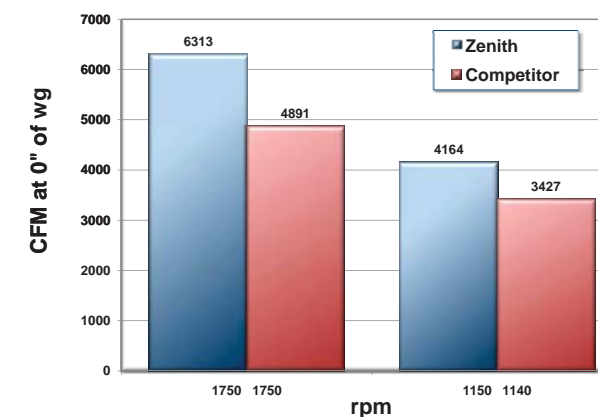
ZTC offers a complete line including new and unique dual speed fans for applications that require extra cooling. Designed for situations where increased cooling is required for overloaded transformers, dual speed fans offer low noise in normal conditions and increased performance when needed.

Zenith Transformer Components also offers Quickbox™ — an exclusive, quick-disconnect box that eases the installation of transformer fans in the factory or field.

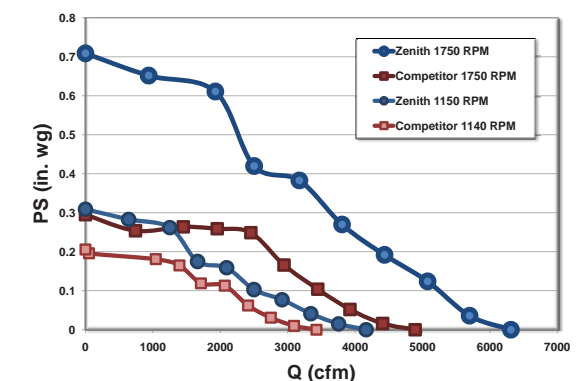


ZTC Fans Outperform The Leading Manufacturer

26" Fan CFM Performance
Tested per AMCA Standard 210-99 Fig. 12



26" Fan Backpressure Performance
Tested per AMCA Standard 210-99 Fig. 12



Zenith Transformer Components gives you the real data. A leading manufacturer advertises 8500 CFM for their their 26" fan running at 1750 rpm. When tested to the AMCA Standard 210-99 it was 4891 CFM. Compared to ZTC's 26" fan which had a rating of 6313 CFM. Also running at 1140 RPM, the

manufacturer advertises 5610 CFM, but when tested was only 3427 CFM. ZTC's fan at 1150 RPM was 4164 CFM. Unlike other manufacturers ZTC supplies the actual numbers, and you don't have to derate for ZTC's fans.

You get performance from Zenith Transformer Cooling Fans

Dimensions

FAN MODEL Z24 - Single Blade 24" Diameter						
HP	RPM	Phase Volts	P/N	Running AMPS	Start Amps	Nameplate AMPS
1/6	850	1-115/208-240	S11410-B	Contact Factory		
		1-208-240	S10410-B	1.8	4.5	2.3
		3-208-240/460	T10410-B	Contact Factory		
1/6	1140	1-115/208-240	S21410-B	2.4/1.3	7.4/3.7	2.5/1.3
		1-208-240	S20410-B	1.2	4	1.2
		3-208-240/460	T20410-B	0.8/0.4	6.0/3.2	0.86/0.43
1/2	1725	1-208-240	S30410-B	2.7	11.1	2.7
		3-208-240/460	T30410-B	1.8/9	7/3.5	1.8/9

FAN MODEL Z26 - Single Blade 26" Diameter						
HP	RPM	Phase Volts	P/N	Running AMPS	Start Amps	Nameplate AMPS
1/6	850	1-115/208-240	S11610-B	Contact Factory		
		1-208-240	S10610-B	1.8	4.5	2.3
		3-208-240/460	T10610-B	Contact Factory		
1/3	1140	1-115/208-240	S26610-B	4/2	16.9/8.5	4.2/2.4
		1-208-240	S25610-B	1.8	7.3	1.9
		3-208-240/460	T25610-B	1.4/7	4.4/2.4	1.6/8
3/4	1725	1-208-240	S33610-B	4.1	32	4.1
		3-208-240/460	T33610-B	2.8/1.4	13/7	3/1.5

FAN MODEL Z24DB - Dual Blade 24" Diameter						
HP	RPM	Phase Volts	P/N	Running AMPS	Start Amps	Nameplate AMPS
1/6	850	1-208-240	S15410-B	1.2	5	1.7
		3-208-240	T15410-B	Contact Factory		
1/3	1140	1-208-240	S25410-B	1.9	8.2	1.9
		3-208-240/460	T25410-B	1.4/7	4.4/2.4	1.6/8

FAN MODEL Z24DS - Dual Speed 24" Diameter						
HP	RPM	Phase Volts	P/N	Running AMPS	Start Amps	Nameplate AMPS
1/12-1/2	850/1725	1-208-240	S40410-B	.9/3.6	2/12.5	.9/3.9
1/6-1/2	850/1725	3-208-240	T40410-B	.9/2.4	4.1/11.2	.9/2.4
1/6-1/2	1140/1725	1-208-240	S50410-B	1.2/3.7	3.6/13	1.2/3.7
		3-208-240	T50410-B	Contact Factory		
1/6-1/2	850/1140	1-208-240	S60410-B	1.1/1.6	2.5/6.8	1.3/2.7
1/6-1/3	850/1140	T-208-240	T60410-B	.8/9	3.2/3.4	1.1/1.3

FAN MODEL Z26DS - Dual Speed 26" Diameter						
HP	RPM	Phase Volts	P/N	Running AMPS	Start Amps	Nameplate AMPS
1/6-3/4	850/1725	1-208-240		Contact Factory		
		3-208-240		Contact Factory		
1/3-3/4	1140/1725	1-208-240		Contact Factory		
		3-208-240		Contact Factory		

FAN MODEL Z19 - Single Blade 18.5" Diameter						
HP	RPM	Phase Volts	P/N	Running AMPS	Start Amps	Nameplate AMPS
1/6	850	1-208-240	S10910-B	1.8	4.5	2.3
		3-208-240	T10910-B	Contact Factory		
1/6	1140	1-208-240	S20910-B	1	3.2	1.2
		3-208-240	T20910-B	Contact Factory		
1/2	1725	1-208-240	S30910-B	2.2	10.4	2.7
		3-208-240/400	T30910-B	1.8/9	6.1/3.5	1.8/9

BLADE PERFORMANCE - CFM*			
RPM	24 INCH	26 INCH	24 INCH DB
850	2558	3164	3188
1140	3471	4164	5204
1750	5400**	6313	NA

* Blade performance as tested per AMCA 210-99

** Not yet tested to AMCA 210-99

BLADE PERFORMANCE - Sound (dBA)			
RPM	24 INCH	26 INCH	24 INCH DB
850	49.7*	53.5*	55
1140	58.3*	61.7*	62
1750	70.1*	73.5*	NA

* Values as tested by leading transformer manufacturer in their sound chamber. Average of 8 readings around the fan at 2 meter distance. Front cover installed.

18.5" Multi-Wing BLADE PERFORMANCE - Sound (dBA)		
RPM	CFM	dBA
850	2559	50
1140	3400	56
1750	5200	66

Note:
The information is supplied by Multiwing America and their tests are carried out according to methods described in AMCA

Notes:

- Zenith Transformer Components LLC reserves the right to revise the performance data, and or designs, at any time.
- The customer is responsible for determining the actual performance for their application.
- All fan part numbers include the optional front cover.

